

# 17 200m Breaststroke Men Heat

Official

NZR	<b>Open New Zealand Long Course Record</b>	<b>2:10.55</b>	2012-07-28	Glenn Snyders AK
18yr NZR	<b>18 Years New Zealand Long Course Records</b>	<b>2:14.95</b>	2014-08-30	George Schroder CB
17yr	17 Years New Zealand Long Course	2:15.72	2010-10-17	Luan Grobbelaar

Show more



































Entries Heats Summary





































Total

Rank	Competitor	Age	Club	RT	PTS	Result
1	Arrowsmith Leo	17	United Swimming Club	+0.65		<b>2:20.46</b> Entry: 2:16.88 (+3.58) Q
	50m: 31.60		100m: 1:08.14 (36.54)			150m: 1:44.64 (36.50)
	200m: 2:20.46 (35.82)					
2	Story (V) Jacob	16	Mt Eden Swimming	+0.72		<b>2:23.40</b> Entry: 2:18.31 (+5.09) Q
	50m: 31.93		100m: 1:08.93 (37.00)			150m: 1:45.74 (36.81)
	200m: 2:23.40 (37.66)					
3	Kennard Jackson	18	United Swimming Club	+0.68		<b>2:26.57</b> Entry: 2:15.88 (+10.69) Q
	50m: 32.30		100m: 1:09.48 (37.18)			150m: 1:48.20 (38.72)
	200m: 2:26.57 (38.37)					
4	Cowen Nicholas	17	North Shore Swimmi...	+0.55		<b>2:29.35</b> Entry: 2:25.09 (+4.26) Q
	50m: 33.65		100m: 1:11.74 (38.09)			150m: 1:50.12 (38.38)
	200m: 2:29.35 (39.23)					
5	Hughes Hara	18	United Swimming Club	+0.66		<b>2:29.92</b> Entry: 2:21.00 (+8.92) Q
	50m: 32.18		100m: 1:09.24 (37.06)			150m: 1:48.11 (38.87)
	200m: 2:29.92 (41.81)					
6	Wheeler Rylind	15	North Canterbury Swi...	+0.61		<b>2:29.94</b> Entry: 2:33.73 (-3.79) Q
	50m: 34.32		100m: 1:12.89 (38.57)			150m: 1:51.53 (38.64)
	200m: 2:29.94 (38.41)					
7	Reiher Joe	17	Porirua City Aquatics	+0.75		<b>2:31.05</b> Entry: 2:27.95 (+3.10) Q
	50m: 33.68		100m: 1:12.65 (38.97)			150m: 1:53.34 (40.69)
	200m: 2:31.05 (37.71)					
8	Willis Alex	17	Ice Breaker Aquatics	+0.62		<b>2:32.26</b> Entry: 2:28.12 (+4.14) Q
	50m: 34.57		100m: 1:13.47 (38.90)			150m: 1:53.29 (39.82)
	200m: 2:32.26 (38.97)					
9	Larhantec (V) Alexis	16	Dumbea New Caledo...	+0.70		<b>2:32.59</b> Entry: 2:30.72 (+1.87) Q
	50m: 35.83		100m: 1:14.07 (38.24)			150m: 1:52.85 (38.78)
	200m: 2:32.59 (39.74)					
10	Petro (V) Leonardo	18	Phoenix Aquatics	+0.75		<b>2:32.67</b> Entry: 2:26.37 (+6.30) Q
	50m: 33.92		100m: 1:12.18 (38.26)			150m: 1:51.69 (39.51)
	200m: 2:32.67 (40.98)					
11	Walker Nathan	18	Aquagym Swimming ...	+0.66		<b>2:32.91</b> Entry: 2:30.63 (+2.28) Q
	50m: 34.72		100m: 1:14.08 (39.36)			150m: 1:53.59 (39.51)
	200m: 2:32.91 (39.32)					
12	Ludlow Caleb	17	Alexandra Swimming...	+0.74		<b>2:33.06</b> Entry: 2:27.80 (+5.26) Q
	50m: 33.52		100m: 1:13.04 (39.52)			150m: 1:53.26 (40.22)
	200m: 2:33.06 (39.80)					
13	Ding Bosco	16	United Swimming Club	+0.70		<b>2:33.41</b> Entry: 2:30.22 (+3.19) Q
	50m: 35.17		100m: 1:14.28 (39.11)			150m: 1:53.31 (39.03)
	200m: 2:33.41 (40.10)					
14	Markovich Nemanya	15	Roskill Swimming Club	+0.64		<b>2:33.48</b> Entry: 2:25.22 (+8.26) Q
	50m: 33.68		100m: 1:12.98 (39.30)			150m: 1:53.02 (40.04)

200m: 2:33.48 (40.46)

15	 <b>Yeo Caleb</b>	14	 Phoenix Aquatics	+0.70	<b>2:33.88</b>	Q
	200m: 2:33.88 (39.37)					
16	 <b>Yoon Jethrow</b>	14	 Phoenix Aquatics	+0.63	<b>2:34.25</b>	Q
	50m: 36.03 200m: 2:34.25 (37.00)	100m: 1:17.08 (41.05)	150m: 1:57.25 (40.17)		Entry: 2:32.90 (+1.35)	
17	 <b>Karpik Cameron</b>	15	 United Swimming Club	+0.76	<b>2:34.63</b>	Q
	50m: 33.78 200m: 2:34.63 (40.75)	100m: 1:12.71 (38.93)	150m: 1:53.88 (41.17)		Entry: 2:24.58 (+10.05)	
18	 <b>Shanks Curtis</b>	16	 Jasi Swim Club	+0.74	<b>2:34.81</b>	Q
	50m: 34.33 200m: 2:34.81 (40.09)	100m: 1:14.56 (40.23)	150m: 1:54.72 (40.16)		Entry: 2:34.44 (+0.37)	
19	 <b>Smith Michael</b>	17	 SwimZone Racing	+0.70	<b>2:35.04</b>	Q
	50m: 34.32 200m: 2:35.04 (41.43)	100m: 1:13.57 (39.25)	150m: 1:53.61 (40.04)		Entry: 2:36.82 (-1.78)	
20	 <b>Sun Danny</b>	14	 United Swimming Club	+0.79	<b>2:35.07</b>	Q
	50m: 34.44 200m: 2:35.07 (40.37)	100m: 1:13.69 (39.25)	150m: 1:54.70 (41.01)		Entry: 2:37.95 (-2.88)	
21	 <b>Morton Oliver</b>	17	 Nelson South Swim ...	+0.66	<b>2:35.41</b>	R1
	50m: 35.75 200m: 2:35.41 (40.28)	100m: 1:14.41 (38.66)	150m: 1:55.13 (40.72)		Entry: 2:30.28 (+5.13)	
22	 <b>Nodanche (V) Yaron</b>	14	 Dumbea New Caledo...	+0.77	<b>2:35.69</b>	Q
	50m: 35.07 200m: 2:35.69 (39.87)	100m: 1:15.15 (40.08)	150m: 1:55.82 (40.67)		Entry: 2:31.56 (+4.13)	
23	 <b>Park John</b>	15	 St Paul's Swimming ...	+0.65	<b>2:36.00</b>	Q
	50m: 35.97 200m: 2:36.00 (39.97)	100m: 1:15.75 (39.78)	150m: 1:56.03 (40.28)		Entry: 2:32.32 (+3.68)	
24	 <b>Pask Zack</b>	15	 Liz van Welie Aquatics	+0.77	<b>2:36.32</b>	Q
	50m: 35.40 200m: 2:36.32 (39.61)	100m: 1:15.99 (40.59)	150m: 1:56.71 (40.72)		Entry: 2:35.10 (+1.22)	
25	 <b>Mufana (V) Renzo</b>	15	 Dumbea New Caledo...	+0.69	<b>2:36.57</b>	Q
	50m: 35.48 200m: 2:36.57 (39.67)	100m: 1:16.18 (40.70)	150m: 1:56.90 (40.72)		Entry: 2:36.73 (-0.16)	
26	 <b>English Finley</b>	16	 Swim Rotorua	+0.63	<b>2:37.23</b>	Q
	50m: 34.59 200m: 2:37.23 (40.66)	100m: 1:14.83 (40.24)	150m: 1:56.57 (41.74)		Entry: 2:30.81 (+6.42)	
27	 <b>Bell Lucas</b>	14	 Tasman Swim Club	+0.73	<b>2:37.28</b>	Q
	50m: 35.40 200m: 2:37.28 (39.64)	100m: 1:16.18 (40.78)	150m: 1:57.64 (41.46)		Entry: 2:38.86 (-1.58)	
28	 <b>Gemmell Mahuta</b>	16	 Pukekohe Swimming ...	+0.67	<b>2:37.81</b>	Q
	50m: 33.89 200m: 2:37.81 (41.89)	100m: 1:13.78 (39.89)	150m: 1:55.92 (42.14)		Entry: 2:37.97 (-0.16)	
29	 <b>Bao Elwin</b>	15	 North Shore Swimmi...	+0.73	<b>2:38.15</b>	Q
	50m: 36.03 200m: 2:38.15 (41.61)	100m: 1:15.46 (39.43)	150m: 1:56.54 (41.08)		Entry: 2:32.96 (+5.19)	
30	 <b>Araujo de Oliveira Gabriel</b>	14	 Waverley Swimming ...	+0.63	<b>2:38.27</b>	Q
	50m: 35.35 200m: 2:38.27 (40.68)	100m: 1:16.15 (40.80)	150m: 1:57.59 (41.44)		Entry: 2:41.31 (-3.04)	
31	 <b>Holmberg Nathan</b>	17	 Liz van Welie Aquatics	+0.69	<b>2:38.36</b>	R2
	50m: 34.56 200m: 2:38.36 (42.26)	100m: 1:14.78 (40.22)	150m: 1:56.10 (41.32)		Entry: 2:38.41 (-0.05)	
32	 <b>Russell Charlie</b>	16	 TBSS Central City S...	+0.42	<b>2:39.07</b>	Q
					Entry: 2:36.65 (+2.42)	

	50m: 35.25 200m: 2:39.07 (42.18)	100m: 1:15.09 (39.84)	150m: 1:56.89 (41.80)			
33	 Solodi Nico	17	 Aquagym Swimming ...	+0.62	2:40.09 Entry: 2:35.86 (+4.23)	
	50m: 36.67 200m: 2:40.09 (40.84)	100m: 1:17.95 (41.28)	150m: 1:59.25 (41.30)			
34	 Brown Lewis	15	 Capital Swim Club	+0.78	2:40.33 Entry: 2:42.97 (-2.64)	Q
	50m: 35.41 200m: 2:40.33 (41.30)	100m: 1:16.75 (41.34)	150m: 1:59.03 (42.28)			
35	 Fischer Emil	16	 Greymouth Amateur ...	+0.54	2:40.59 Entry: 2:39.02 (+1.57)	Q
	50m: 35.52 200m: 2:40.59 (41.94)	100m: 1:16.35 (40.83)	150m: 1:58.65 (42.30)			
36	 Broadfoot Declan	14	 Pirates Swim Team	+0.65	2:41.04 Entry: 2:39.94 (+1.10)	Q
	50m: 35.72 200m: 2:41.04 (41.78)	100m: 1:17.08 (41.36)	150m: 1:59.26 (42.18)			
37	 Gould-Anthony (V) Flynn	17	 Australia	+0.76	2:41.36 Entry: 2:43.85 (-2.49)	
	50m: 34.60 200m: 2:41.36 (43.27)	100m: 1:15.54 (40.94)	150m: 1:58.09 (42.55)			
38	 Smith Daniel	SB19 15	 Pukekohe Swimming ...	+0.61	1084 2:41.65 Entry: 2:37.06 (+4.59)	Q
	50m: 34.90 200m: 2:41.65 (42.56)	100m: 1:16.71 (41.81)	150m: 1:59.09 (42.38)			
39	 Cunningham Harrison	15	 Vikings Swim Club Inc	+0.73	2:41.78 Entry: 2:49.05 (-7.27)	Q
	50m: 36.30 200m: 2:41.78 (42.77)	100m: 1:17.58 (41.28)	150m: 1:59.01 (41.43)			
40	 Baars Joshua	13	 Vikings Swim Club Inc	+0.76	2:41.79 Entry: 2:41.08 (+0.71)	Q
	50m: 35.64 200m: 2:41.79 (42.81)	100m: 1:16.83 (41.19)	150m: 1:58.98 (42.15)			
41	 Courtier (V) Nolhann	16	 Dumbea New Caledo...	+0.71	2:41.84 Entry: 2:41.86 (-0.02)	Q
	50m: 35.52 200m: 2:41.84 (41.73)	100m: 1:17.13 (41.61)	150m: 2:00.11 (42.98)			
42	 Sands Hunter	16	 Liz van Welie Aquatics	+0.76	2:41.91 Entry: 2:44.71 (-2.80)	Q
	50m: 35.18 200m: 2:41.91 (42.83)	100m: 1:16.69 (41.51)	150m: 1:59.08 (42.39)			
43	 Brady Michael	14	 North Shore Swimmi...	+0.68	2:43.03 Entry: 2:44.48 (-1.45)	Q
	50m: 38.34 200m: 2:43.03 (39.69)	100m: 1:21.11 (42.77)	150m: 2:03.34 (42.23)			
44	 Kennett Ollie	15	 Levin Swimming Club	+0.75	2:43.67 Entry: 2:46.00 (-2.33)	R1
	50m: 36.13 200m: 2:43.67 (42.24)	100m: 1:18.30 (42.17)	150m: 2:01.43 (43.13)			
45	 Kuzmenkov Dmitry	15	 North Shore Swimmi...	+0.66	2:43.87 Entry: 2:44.54 (-0.67)	R2
	50m: 36.87 200m: 2:43.87 (42.50)	100m: 1:19.14 (42.27)	150m: 2:01.37 (42.23)			
46	 Schurink William	16	 Wanaka Swimming C...	+0.77	2:43.88 Entry: 2:42.16 (+1.72)	R1
	50m: 37.53 200m: 2:43.88 (41.19)	100m: 1:19.80 (42.27)	150m: 2:02.69 (42.89)			
47	 Luff Ry	17	 Northwave Swim Club	+0.70	2:43.89 Entry: 2:39.36 (+4.53)	
	50m: 35.96 200m: 2:43.89 (42.61)	100m: 1:18.08 (42.12)	150m: 2:01.28 (43.20)			
48	 Anderson Roman	15	 Tawa Swimming Club	+0.71	2:43.93 Entry: 2:42.39 (+1.54)	
	50m: 36.53 200m: 2:43.93 (40.60)	100m: 1:19.11 (42.58)	150m: 2:03.33 (44.22)			
49	 Zhao Rick	13	 Howick Pakuranga	+0.67	2:44.08 Entry: 2:46.94 (-2.86)	Q
	50m: 36.81 200m: 2:44.08 (42.28)	100m: 1:18.81 (42.00)	150m: 2:01.80 (42.99)			

50	 Asiata Samuel	15	 Howick Pakuranga	+0.73	<b>2:44.33</b> Entry: 2:43.49 (+0.82)	
	50m: 36.46 200m: 2:44.31 (42.94)	100m: 1:19.14 (42.68)	150m: 2:01.37 (42.23)			
51	 Wang William	13	 Coast Swimming Club	+0.75	<b>2:44.33</b> Entry: 2:47.50 (-3.17)	Q
	50m: 37.19 200m: 2:44.33 (43.31)	100m: 1:18.74 (41.55)	150m: 2:01.02 (42.28)			
51	 Lee Yen-Cheng	15	 United Swimming Club	+0.49	<b>2:44.33</b> Entry: 2:42.05 (+2.28)	
	50m: 35.14 200m: 2:44.33 (43.66)	100m: 1:16.71 (41.57)	150m: 2:00.67 (43.96)			
53	 Zhao Liam	14	 United Swimming Club	+0.67	<b>2:44.43</b> Entry: 2:47.59 (-3.16)	Q
	50m: 36.99 200m: 2:44.43 (43.98)	100m: 1:17.73 (40.74)	150m: 2:00.45 (42.72)			
54	 Wang Elvin	13	 North Shore Swimmi...	+0.67	<b>2:44.75</b> Entry: 2:48.68 (-3.93)	Q
	50m: 38.25 200m: 2:44.75 (41.25)	100m: 1:20.80 (42.55)	150m: 2:03.50 (42.70)			
55	 Jiang Matthew	13	 United Swimming Club	+0.75	<b>2:45.16</b> Entry: 2:40.37 (+4.79)	Q
	50m: 36.39 200m: 2:45.16 (44.18)	100m: 1:17.72 (41.33)	150m: 2:00.98 (43.26)			
55	 Lafoga Alesana	15	 Waverley Swimming ...	+0.68	<b>2:45.16</b> Entry: 2:37.79 (+7.37)	
	50m: 35.74 200m: 2:45.16 (43.62)	100m: 1:18.20 (42.46)	150m: 2:01.54 (43.34)			
57	 Mills Frederick	14	 Porirua City Aquatics	+0.66	<b>2:45.49</b> Entry: 2:50.21 (-4.72)	Q
	50m: 36.34 200m: 2:45.49 (40.90)	100m: 1:20.04 (43.70)	150m: 2:04.59 (44.55)			
58	 Liu Sonny	14	 North Shore Swimmi...	+0.62	<b>2:45.86</b> Entry: 2:47.08 (-1.22)	R1
	50m: 37.87 200m: 2:45.86 (44.83)	100m: 1:18.74 (40.87)	150m: 2:01.03 (42.29)			
58	 Hurbuns Riley	16	 North Shore Swimmi...	+0.75	<b>2:45.86</b> Entry: 2:42.75 (+3.11)	R2
	50m: 36.80 200m: 2:45.86 (42.34)	100m: 1:19.46 (42.66)	150m: 2:03.52 (44.06)			
60	 Watanabe Hinato	15	 Wanaka Swimming C...	+0.66	<b>2:45.97</b> Entry: 2:49.82 (-3.85)	
	50m: 36.56 200m: 2:45.97 (43.18)	100m: 1:18.84 (42.28)	150m: 2:02.79 (43.95)			
61	 Mitchell Caleb	15	 United Swimming Club	+0.81	<b>2:46.03</b> Entry: 2:43.27 (+2.76)	
	50m: 37.51 200m: 2:46.03 (41.94)	100m: 1:20.05 (42.54)	150m: 2:04.09 (44.04)			
62	 Joyce Josiah	15	 St Paul's Swimming ...	+0.67	<b>2:46.07</b> Entry: 2:46.90 (-0.83)	
	50m: 36.61 200m: 2:46.07 (43.82)	100m: 1:18.85 (42.24)	150m: 2:02.25 (43.40)			
63	 Otene Jaiah	13	 Stratford Flyers Swim...	+0.74	<b>2:46.14</b> Entry: 2:48.67 (-2.53)	Q
	50m: 37.56 200m: 2:46.14 (43.15)	100m: 1:20.18 (42.62)	150m: 2:02.99 (42.81)			
64	 BakerSefo Ionatana	16	 Masterton Swimming ...	+0.71	<b>2:46.71</b> Entry: 2:38.40 (+8.31)	
	50m: 36.07 200m: 2:46.71 (45.25)	100m: 1:17.76 (41.69)	150m: 2:01.46 (43.70)			
65	 Yuan Gary	16	 Roskill Swimming Club	+0.63	<b>2:47.62</b> Entry: 2:43.78 (+3.84)	
	50m: 37.93 200m: 2:47.62 (42.33)	100m: 1:20.96 (43.03)	150m: 2:05.29 (44.33)			
66	 Thomas Asher	13	 Porirua City Aquatics	+0.65	<b>2:47.77</b> Entry: 2:54.05 (-6.28)	Q
	50m: 37.80 200m: 2:47.77 (41.24)	100m: 1:21.58 (43.78)	150m: 2:06.53 (44.95)			
67	 Kennett Jack	13	 Levin Swimming Club	+0.69	<b>2:48.11</b> Entry: 3:00.95 (-12.84)	Q